



VISUALIZATION OF BOTTLENECKS  
IN INTERLINKED LINES

# piaBottleneck

Global overview of all constrictions in assembly and production plants.

EN

PIA 4.0 - MAKING BIG DATA SMART





**piaBottleneck**

## VISUALIZATION OF BOTTLENECKS IN INTERLINKED LINES



If your assembly line has complex links or high speed processes, a quick analysis of the current bottleneck is not possible without suitable tools. The piaBottleneck application offers you the possibility to recognize the current bottleneck at a glance in addition to a live display of the system status regardless of your location.

An application example is a station that causes an inconsistent cycle time. This can result in congestion in upstream areas or a shortage of parts in downstream production processes. piaBottleneck displays all relevant states of the application in real time and reliably detects the most critical bottleneck of the last hour and can therefore be used as an efficient tool in stabilizing production operations.

### BENEFITS

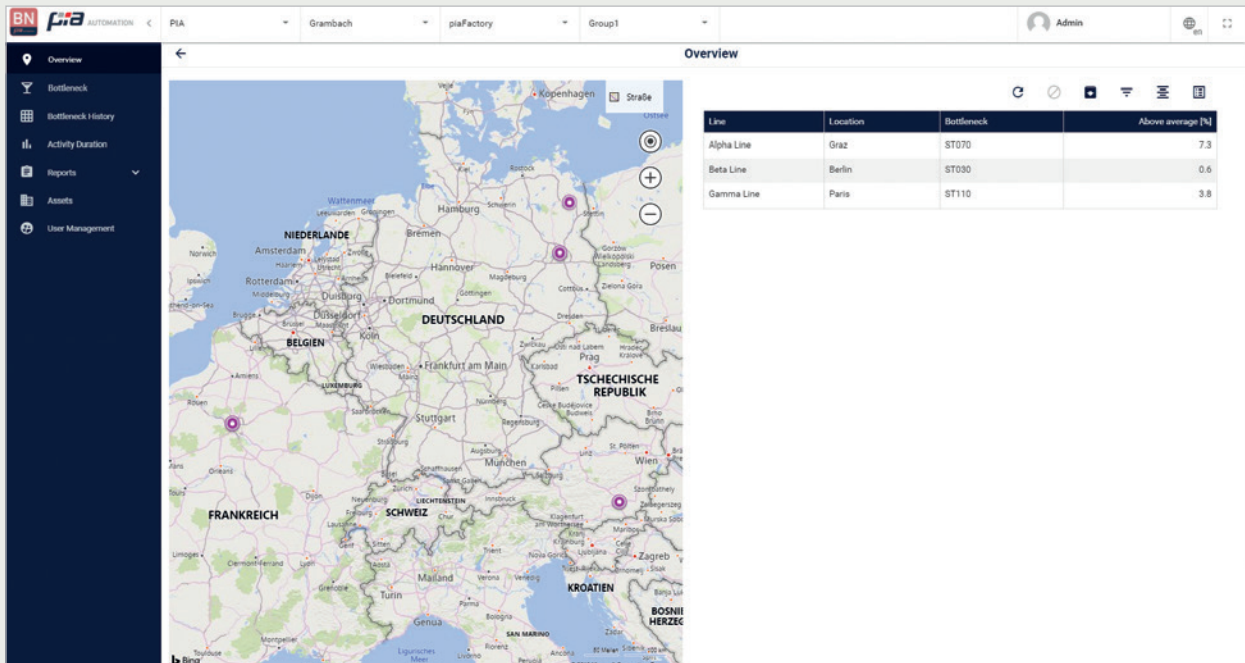
- Quick and easy identification and elimination of bottlenecks
- Minimizing the cycle time of the entire production line
- Optimization of the value chain by analysing the waiting times

### FEATURES

- Calculation and display of bottlenecks
- Visualization of machine conditions
- Graphical representation of the component flow
- Positioning the stations directly on the layout
- Analyzing and comparing past bottlenecks

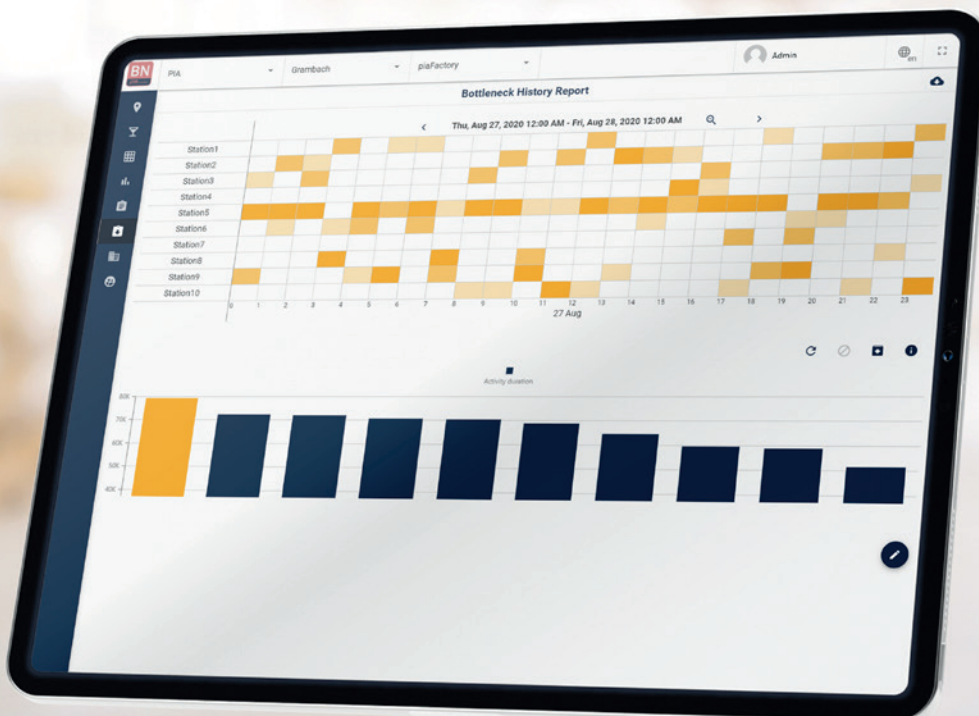
## OVERVIEW PAGE OF piaBottleneck

On the start page the user finds a clear listing of all global lines (including location on the map). In addition, the bottleneck of the last hour is displayed for each plant. The value indicates the high or low relevance of a bottleneck.



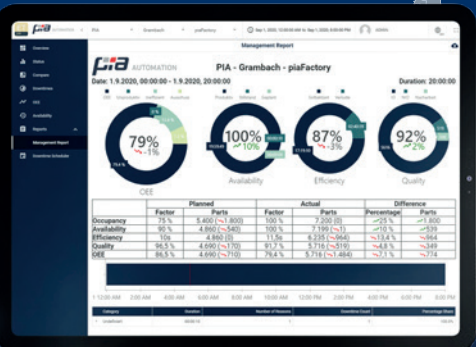
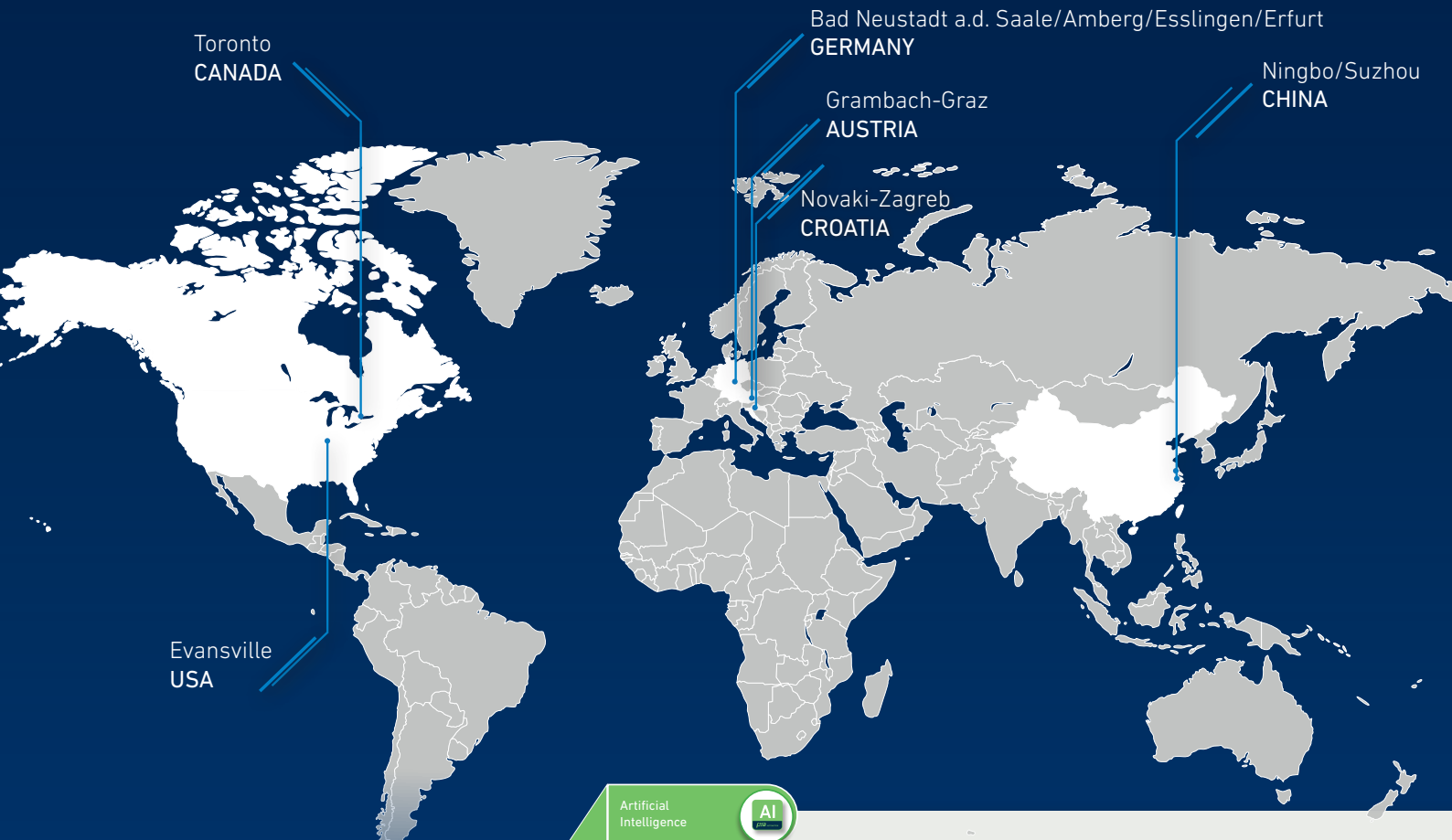
## BOTTLENECK HISTORY

piaBottleneck also provides the possibility to analyze and compare historical data. With the calendar view the user can evaluate the performance of the assembly line per day or even per hour. Furthermore the efficiency of all stations can be compared and analyzed based on the activity duration using an intuitive bar chart.



PIA LOCATIONS

SOLUTIONS FROM ONE OF THE WORLD'S LEADING AUTOMATION PARTNERS



PIA INDUSTRIAL APP SUITE

With the digitization strategy „PIA 4.0“ we offer our customers added value, through a digital portfolio of products, solutions and services. With PIA Industrial App Suite we support our customers in achieving their business goals in a sustainable and proactive way. We understand their priorities. Therefore improvement of OEE and the increase of production quality, along with an even more flexible and transparent production planning are essential.



WE AUTOMATE YOUR WORLD

www.piagroup.com